







Double Ridged Horn Antenna

DRH203, one of the biggest antennas we have. This antenna has smaller dimensions and less weight than DRH200. With a frequency from 200 MHz, this antenna is perfect for big chambers and EMC measurements.

Features and Specifications

 <p>Technical Performance</p> <ul style="list-style-type: none"> Wide bandwidth Low return loss Individual calibration Suitable for EMC/EMI applications 	 <p>Design and Surface Treatment</p> <ul style="list-style-type: none"> Corrosion-resistant coating Includes standard mount 	 <p>Manufacturing Technology</p> <ul style="list-style-type: none"> Manufactured using a high grade aluminum alloy Extremely durable High quality N type coaxial connector 	 <p>Product Packaging Includes</p> <ul style="list-style-type: none"> Linear polarized double ridged broadband horn antenna Universal antenna mount
--	---	---	---

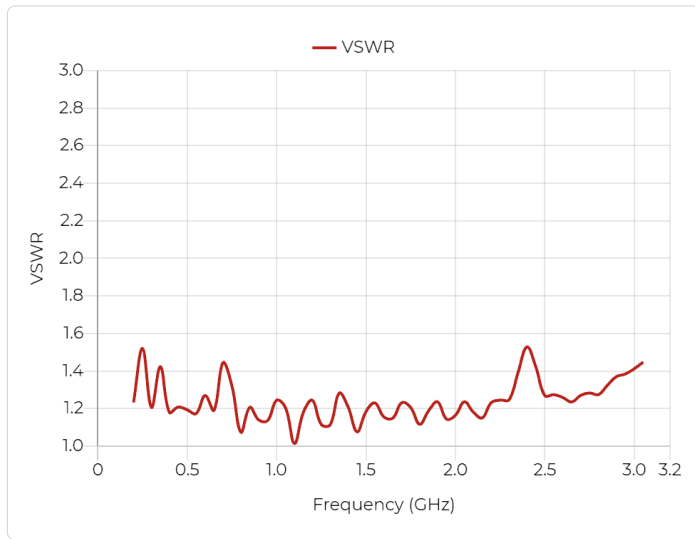
Product Parameters

<p>PRODUCT IDENTIFICATION</p> <table border="1"> <tr> <td>Product Name</td> <td>DRH203</td> </tr> <tr> <td>Product Category</td> <td>Double Ridged Horn Antenna</td> </tr> </table>		Product Name	DRH203	Product Category	Double Ridged Horn Antenna	<p>PHYSICAL SPECIFICATIONS</p> <table border="1"> <tr> <td>Width</td> <td>710 mm (27.953 in)</td> </tr> <tr> <td>Height</td> <td>522 mm (20.551 in)</td> </tr> <tr> <td>Depth</td> <td>828 mm (32.598 in)</td> </tr> <tr> <td>Weight</td> <td>14.1 kg (31.085 lb)</td> </tr> </table>		Width	710 mm (27.953 in)	Height	522 mm (20.551 in)	Depth	828 mm (32.598 in)	Weight	14.1 kg (31.085 lb)								
Product Name	DRH203																						
Product Category	Double Ridged Horn Antenna																						
Width	710 mm (27.953 in)																						
Height	522 mm (20.551 in)																						
Depth	828 mm (32.598 in)																						
Weight	14.1 kg (31.085 lb)																						
<p>ELECTRICAL SPECIFICATIONS</p> <table border="1"> <tr> <td>Frequency Range</td> <td>200 MHz – 3 GHz</td> </tr> <tr> <td>VSWR (max.)</td> <td>1.6</td> </tr> <tr> <td>VSWR (avg.)</td> <td>1.3</td> </tr> <tr> <td>Impedance</td> <td>50 Ohm</td> </tr> <tr> <td>Connector</td> <td>N (female)</td> </tr> <tr> <td>Power (CW / Peak)</td> <td>400 W / 750 W</td> </tr> <tr> <td>Antenna Factor</td> <td>12 – 35 dB/m</td> </tr> <tr> <td>Polarization</td> <td>Linear</td> </tr> </table>		Frequency Range	200 MHz – 3 GHz	VSWR (max.)	1.6	VSWR (avg.)	1.3	Impedance	50 Ohm	Connector	N (female)	Power (CW / Peak)	400 W / 750 W	Antenna Factor	12 – 35 dB/m	Polarization	Linear	<p>OPERATING CONDITIONS</p> <table border="1"> <tr> <td>Rated Temperature Range</td> <td>0°C – +50°C</td> </tr> <tr> <td>Storage Temperature Range</td> <td>-20°C – +70°C</td> </tr> </table>		Rated Temperature Range	0°C – +50°C	Storage Temperature Range	-20°C – +70°C
Frequency Range	200 MHz – 3 GHz																						
VSWR (max.)	1.6																						
VSWR (avg.)	1.3																						
Impedance	50 Ohm																						
Connector	N (female)																						
Power (CW / Peak)	400 W / 750 W																						
Antenna Factor	12 – 35 dB/m																						
Polarization	Linear																						
Rated Temperature Range	0°C – +50°C																						
Storage Temperature Range	-20°C – +70°C																						
		<p>MOUNTING FLANGE</p> <table border="1"> <tr> <td>Mounting</td> <td>Universal antenna mount</td> </tr> </table>		Mounting	Universal antenna mount																		
Mounting	Universal antenna mount																						

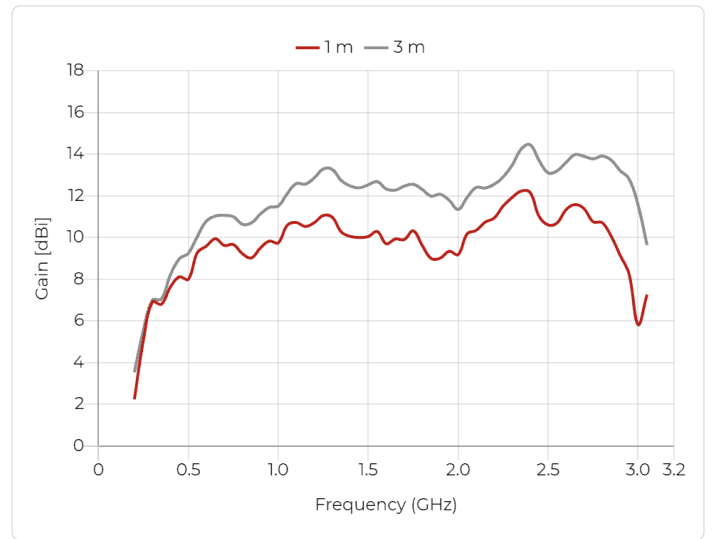
Parameters and Performance

Typical parameters

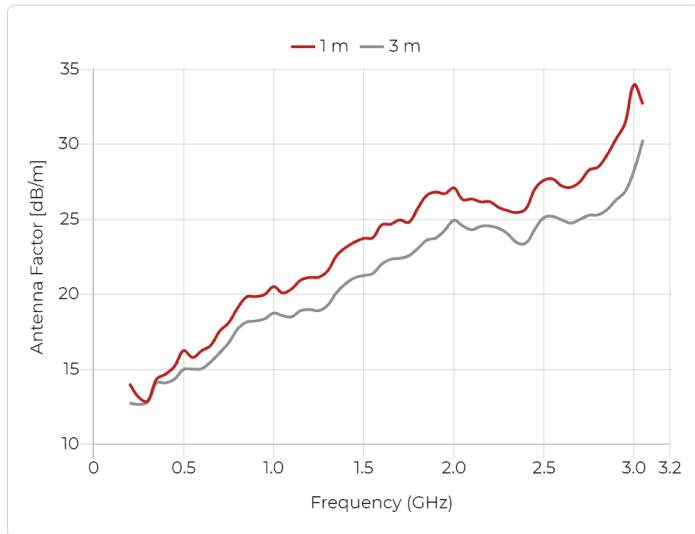
VSWR



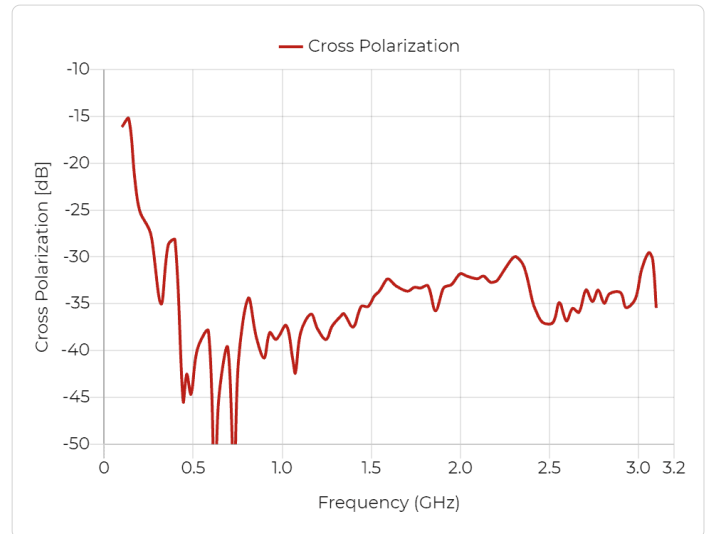
Gain



Antenna Factor

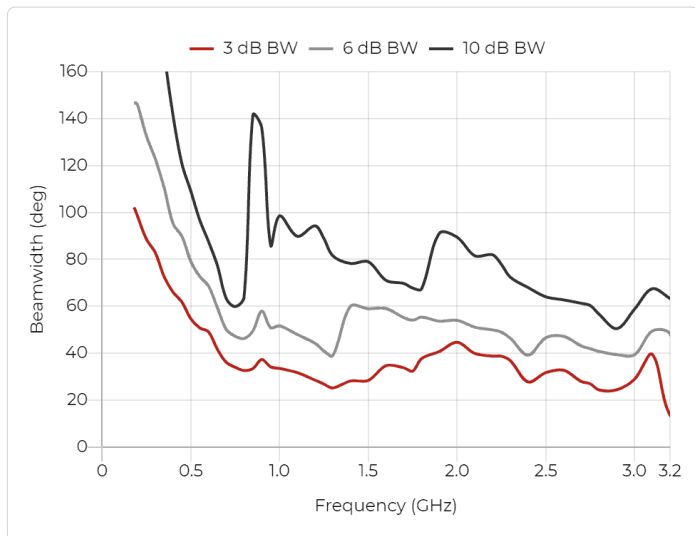


Cross Polarization

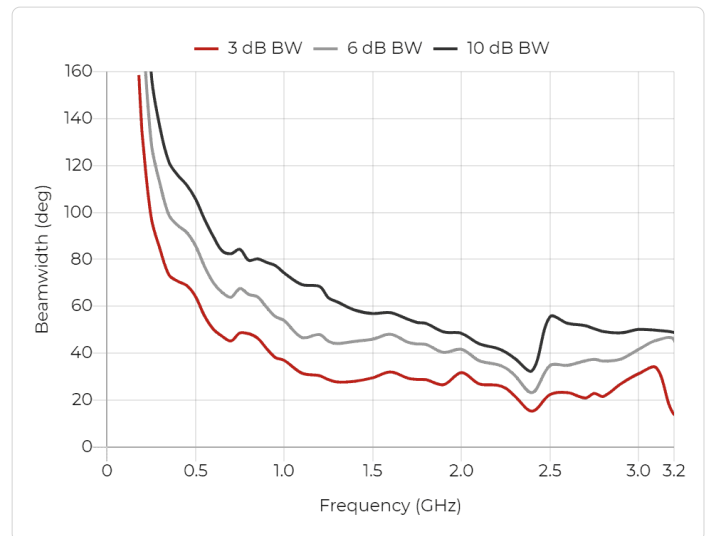


Beamwidth

Port A, E plane

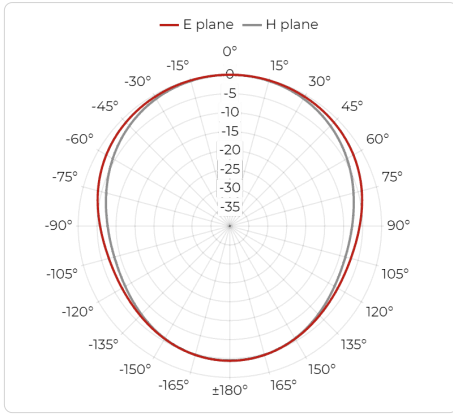


Port A, H plane

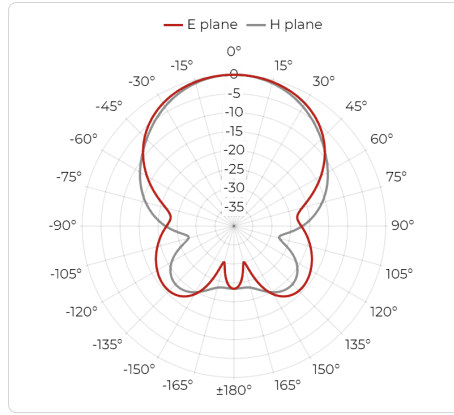


Radiation Patterns

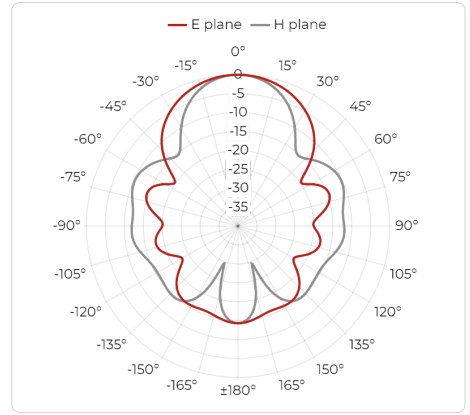
0.2 GHz



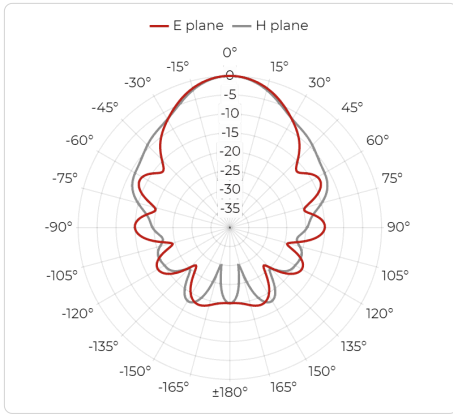
0.5 GHz



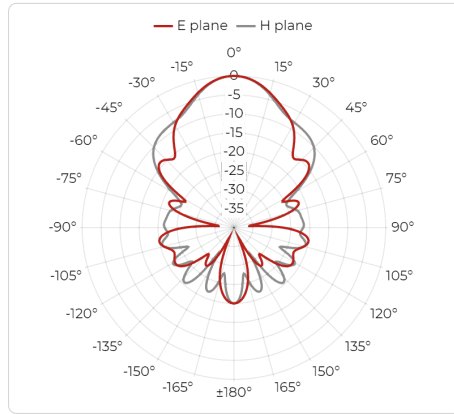
0.75 GHz



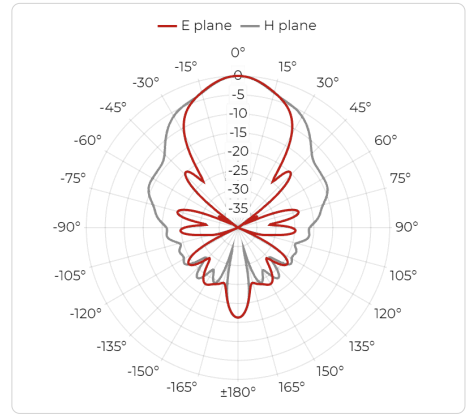
1 GHz



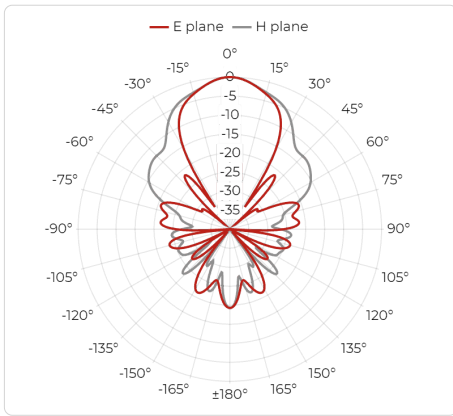
1.25 GHz



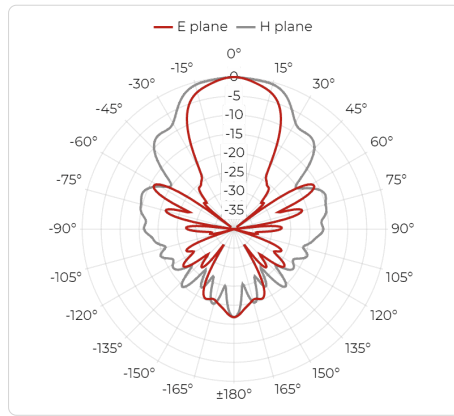
1.5 GHz



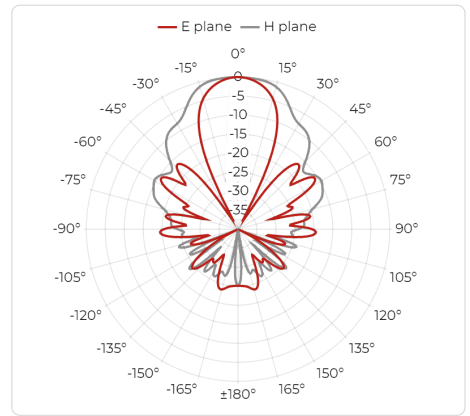
1.75 GHz



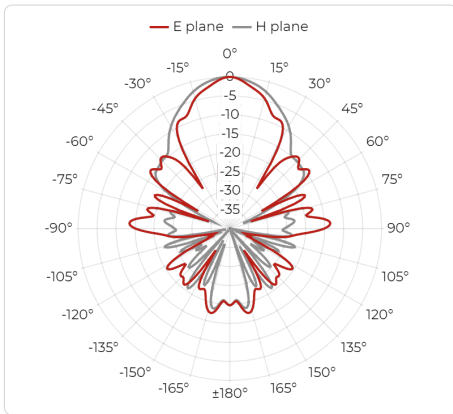
2 GHz



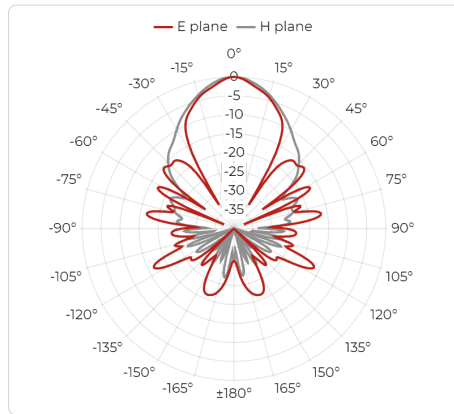
2.25 GHz



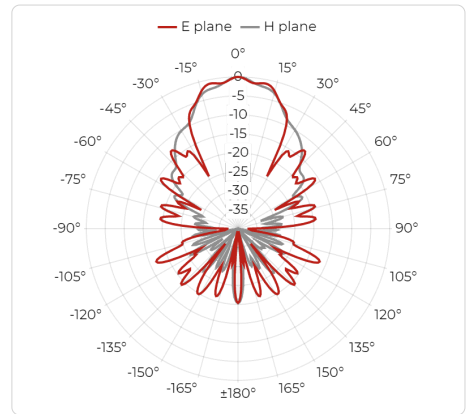
2.5 GHz



2.75 GHz



3 GHz



Packaging and Accessories

What's in a box

- DRH203 Antenna
- Factory calibration certificate
- Full calibration report of each antenna
- QR code accessing online portal
- Calibration test dataset (available online)
- Universal antenna mount



Factory calibration report

Accessories

- Standard mounting flange

Optional Accessories

- [FAS01 Antenna Stand](#)
- [PAS01 Antenna Stand](#)

Custom services

- Custom mounting solutions
- Custom calibration data

Manufacturer Information

About Datasheet

Product information available also online at
<https://www.rfspin.com/product/drh203/>

Data and specifications subject to change without notice.

Datasheet revision 04-2022.

© RFspin 2022

Address

RFspin s.r.o.
Na Beránce 57/2
160 00 Prague 6
Czech Republic

E-mail

info@rfspin.com

Phone

+420 245 008 847